

MANUAL BASKET SCREEN

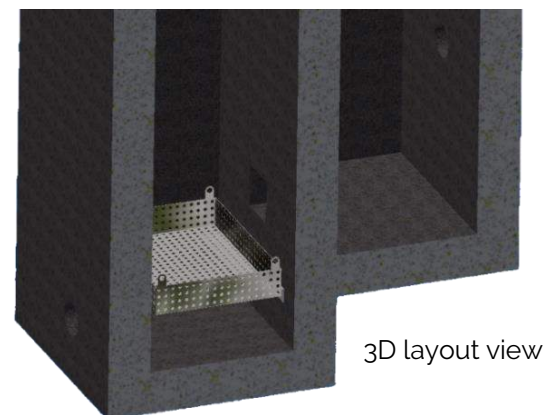

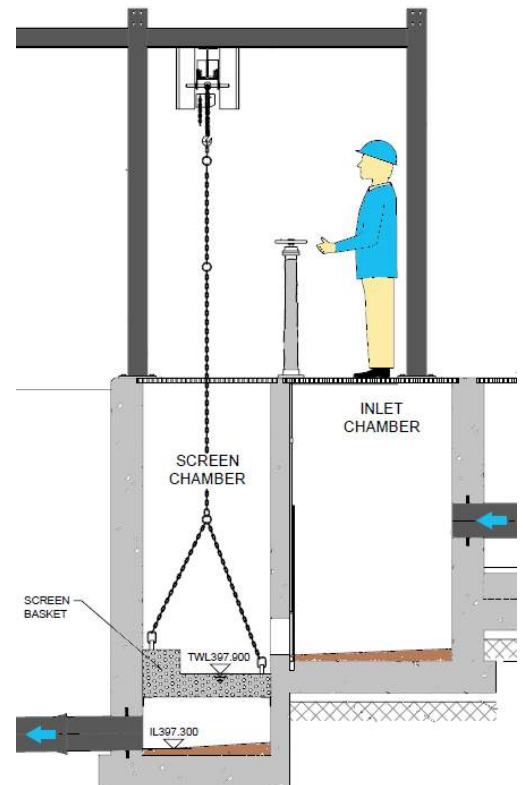
Designed for Pump Station & Lift Station

DESCRIPTION

The manual BASKET SCREEN is generally installed in a pump station and lift station to protect the pumps from clogging and trash coming out of the discharge pipe. The basket can handle any size of waste, wipes, rocks, bottles, pieces of wood etc. The basket is supported by two L fixed on the walls by anchor bolts inside the screen chamber. A chain hoist is operated manually to lift up the basket. The operator clean up the basket and put back the empty basket screen in position below the influents.

BENEFITS :

- ➔ Custom designed on request for each situation
- ➔ Retrofit in any Pump Station & Lift Station
- ➔ Capture all sizes of wastes, wipes, wood, rocks, bottles
- ➔ Low cost solution



DIMENSIONS

- Discharge pipe : **Any dimensions**
- Opening filtration: **Customized**
- Depth: **No limits**